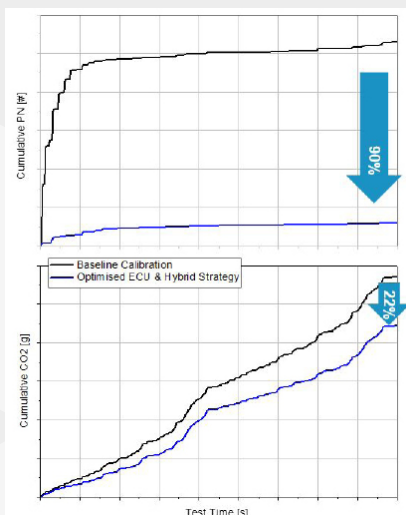



MAHLE Powertrain Optimisation for Future Legislation

- > Model analysis for future regulations
- Hybrid optimisation
- Time & cost savings



>> *Baseline vs. Optimised Solution
over aggressive RDE cycle*

The challenge

Future powertrains are becoming increasingly complex and optimising powertrains efficiently and effectively is challenging. When coupled to the expected challenge of future emissions legislation such as EU7, SULEV20 and China7, the need for efficient solutions is paramount.

The solution

MAHLE Powertrain have developed an efficient approach where accurate emissions models are created using real test data. These models are fed into a virtual environment representing the powertrain and vehicle, allowing for off-line optimisation and assessment of the hardware and software.

Through inputting these accurate emissions models to the virtual powertrain and vehicle it is possible to derive an optimum ECU calibration and optimised hybrid strategy which achieved the following benefits for a major EU OEM:

- 90% reduction in PN
- 22% reduction in CO₂

MAHLE Powertrain EU7 Optimisation

MPT RDEC

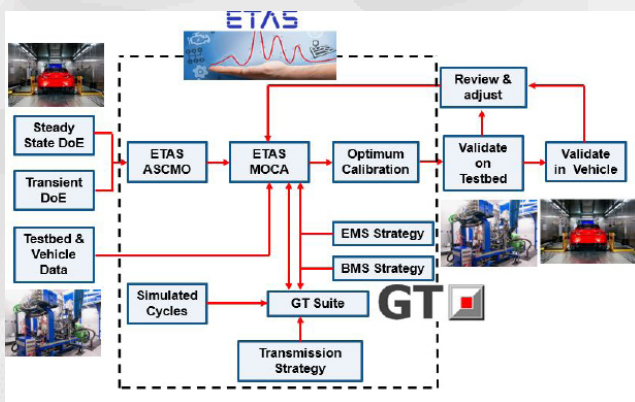
The MPT Real Driving Emissions centre (RDEC) validates the engine test cell results on vehicle. The MPT RDEC 4WD facility meets all current legislative RDE conditions (temperature, altitude and emissions) and is ready for the expected EU7 legislation. We also offer cold box system enables full RDE temperature range to be assessed on an engine testbed. This high end engine test cell capability at MPT ensures that engines can be efficiently optimised and validated against all current and future emissions legislation requirements before prototype vehicles are available

EU7 Optimisation Approach

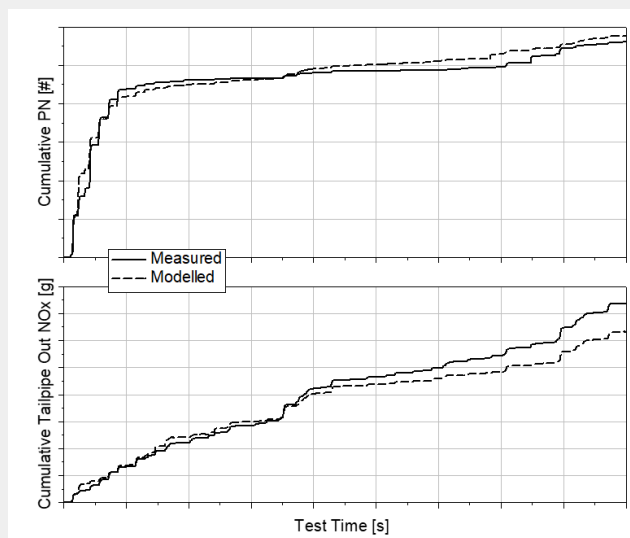
- Each system / subsystem represented by a model
 - › Different models for each hardware variant
 - › DoE data used to build models
 - › Software strategies represented by Simulink
 - › Vehicle & aftertreatment in GT-SUITE
- Virtual powertrain & vehicle created
 - › GT-SUITE allows drive cycles & aftertreatment to be assessed
- Co-Simulation enables optimisation of whole system
 - › Virtual optimisation and validation performed on testbed / vehicle
- Method used to assess gap to EU7 and determine hardware / software changes required to bridge gap

MPT Testbeds

- High specification motoring testbeds to accurately reproduce real world and legislative cycles with automated running to efficiently gather dynamic modeling data.
- Full range of emission measurement hardware to meet the requirements of current and future emissions legislation:
 - › PN down to 10nm
 - › Full suite of gaseous emissions analysers
 - › Full suite of Combustion fast emissions analysers



>> Co-Simulation process diagram



>> Modelled vs. measured emissions data over aggressive RDE cycle

Summary

MAHLE Powertrain provides optimisation for future legislation through model analysis and hybrid optimisation whilst implementing time and cost saving efficiencies. This highly developed modeling and simulation approach, coupled with precise emissions measurement, represents a real breakthrough in the optimisation of whole powertrains for future emissions compliance.

MAHLE ZG Transmissions
 Georg-Kollmannsberger-Str. 3
 85386
 Eching
 Germany
 Tel. +49 89 18 94 169-0

MAHLE Automotive Technologies
 No. 1299 Huan Cheng Bei Road
 Fengpu Industrial Park 201 401
 Shanghai, Fengxian District
 China
 Tel. +86 21 5136-0595

MAHLE product information 05/2022

www.mahle-powertrain.com